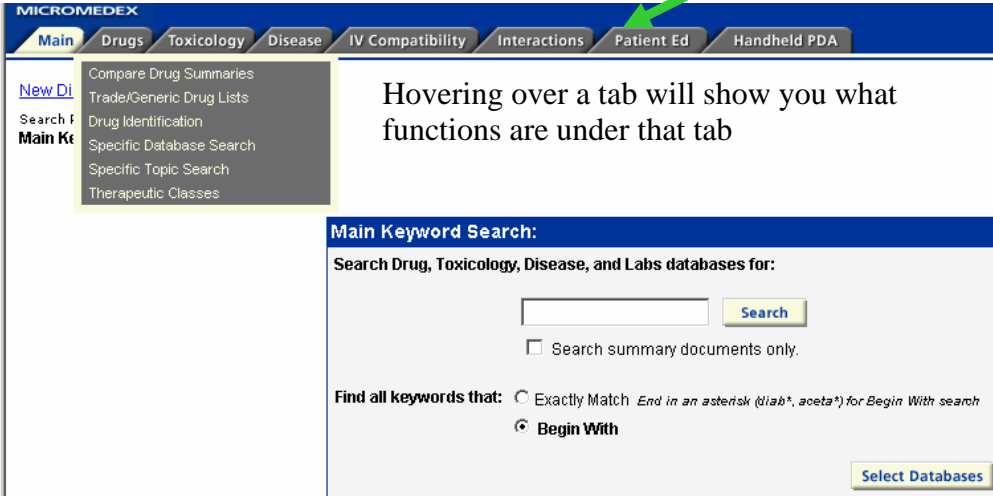


A NEW LOOK TO MICROMEDEX, JULY 18th 2006 RN Quick Reference Guide

Clicking on the link from the **home page** will bring you to the internet version of MicroMedex

Click on MicroMedex Healthcare Series

This will take you to drug information as well as CareNotes



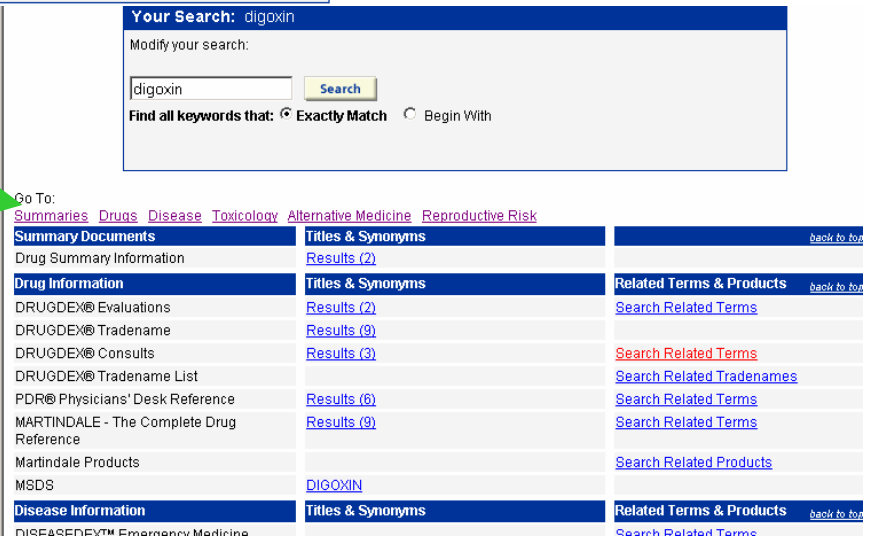
Hovering over a tab will show you what functions are under that tab

Search all databases at once by using **Exact Match** and spelling out the word

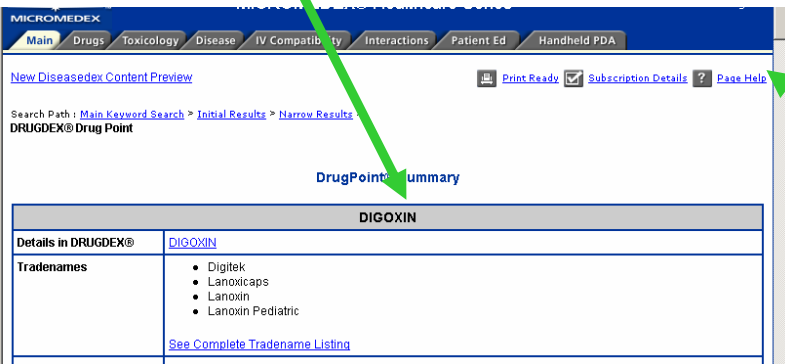
For a broader search enter part of the word with an asterisk at the end or change you default option to **Begin With**

Go To: will take you to the different Documents categories

Results are displayed in tabular format



Click on drug name to go to the full Drugdex monograph



Help is available on all pages you will be able to view Old vs. New versions

There is also a Help link at the bottom of most pages This Help will give you a table of contents to choose from

Click on Tradename Listing for the full product list

Patient Ed Tab – CareNotes System

Enter the name of the instructions or medication you are looking for

Select the document type and click on search

The screenshot shows the 'MICROMEDEX Healthcare' interface. The search path is 'Keyword Search > Matching Titles > Search Results'. The search term is 'ASTHMA'. Results include 'Discharge Care' with checkboxes for 'English' and 'Spanish', and 'Asthma *' with a checkbox for 'English'. There are 'Print Now' and 'Print Later' buttons for each result.

The screenshot shows a search for 'chf'. A dropdown menu is open under 'Narrow this search to:', listing options like 'Discharge Care', 'All Document Types', 'General Information', 'Pre-care', 'Inpatient Care', 'Discharge Care', 'AfterCare(R) Instructions(EP/ED)', and 'DrugNote'.

To View the document: click the link on the language

To Print: Click the checkbox then either the Print Now or Print Later button. To print out another document click on the Keyword Search tab or Drug Title tab

Drug Title Tab

Only patient education documents on prescription and nonprescription drugs are listed

Titles are displayed as hypertext links. Click a link to reveal the languages and document types available for that title

Drug handouts can also be printed from the Keyword search

The screenshot shows the 'Drug Titles' tab. It lists drug titles like 'ABACAIVIR/LAMIVUDINE (Oral) (Tablet)'. Below the list is a 'Go To:' navigation bar with letters A-Z and symbols.

The screenshot shows the 'Print List' function. It includes a table with columns 'Print:' and 'Title'. Two items are checked: 'ALBUTEROL (Inhalation) (Spray, Aerosol Powder, Aerosol) - DrugNote, English' and 'ASTHMA - Discharge Care, English (Asthma)'. There are 'Update List' and 'Print Now' buttons.

Print Later Function

When you are done choosing all your documents to print click on the **Print List** tab

You can customize and print all documents in the list with one print request

Remove Documents from the Print List

Click the checkbox to the left of the title to de-select it Click the Update List button. Click OK to the verification message. The page refreshes and the title is removed.

Open Documents

Click the hypertext link on the title you wish to view Special Instructions can be added to print at the beginning of a specific document

You have the option of adding a signature line for the pt to sign, increasing the font size and printing the images

The Patient Education Record prints a permanent copy for the chart of the list of documents, special instructions, custom information and date the materials were distributed to the patient.

The first page printed is the Patient Education Record - followed by the set of patient education materials.

The screenshot shows the 'Patient Education Record' form. It has sections for 'Patient Information' (Name, Caregiver Name, Signature Line), 'Document Options' (Font Size, Print Images), and a list of documents with checkboxes and 'Special Instructions' fields. A 'WARNING' message is displayed at the top.